


14 WAYS TO

Fast Track Product Development

BY STREAMLINING USER FEEDBACK MANAGEMENT



The ability to collect,
manage and action
user feedback is
critical to successful
product development.

User feedback is crucial to product development because it ensures that software companies are building solutions that meet the needs and expectations of their users.

If your product is technically brilliant but doesn't solve user problems or fails to satisfy their needs, it's unlikely to succeed.

Collecting and analyzing user feedback helps product teams identify and prioritize bugs and defects, allowing them to address issues and continuously improve the end-user experience.

Streamlining the process of collecting and managing feedback can save time and resources, lead to better decision-making, improved product quality, and ultimately accelerate product development.

By prioritizing user feedback, software development teams can detect issues faster and create products that effectively solve user problems, leading to higher user satisfaction and improved competitiveness in the market.

When you can streamline the collection and management of user feedback, you can dramatically accelerate product development in a number of ways...




Reduced Costs

Streamlining feedback workflows through automation saves time and money, allowing teams to collect, prioritize, and respond faster and more efficiently.



Faster Response Rates

When collecting user feedback, you need to be able to act on it quickly both to resolve actual issues with your product and to show users that you care and deserve their loyalty. Speed is paramount!



Better Decision-Making

Streamlining user feedback collection and management helps software teams detect patterns, identify priorities, and make informed decisions for product development.



Improved Product Quality

User feedback drives product improvement by addressing pain points and enhancing quality. Streamlining feedback collection and management speeds up issue resolution and product advancement.

14 ways to accelerate product development

Here are 14 ways that product managers can accelerate the delivery of better products simply by streamlining the management of user feedback.

With each activity there are ways to get started, the positive outcomes your organization (and your users) are likely to benefit from, along with common barriers and how to overcome them.

- 01. Capture real-time insights
- 02. Boost user feedback analysis
- 03. Prioritize features and fixes
- 04. Assign feedback accountability
- 05. Iterate on user feedback

- 06. Foster a feedback-driven culture
- 07. Develop and action a clear product strategy
- 09. Keep product roadmap on track
- 10. Get senior stakeholder buy-in
- 11. Get organizational buy-in

- 12. Realize product-market fit faster
- 13. Fuel product-led growth
- 14. Fix bugs faster
- 15. Deliver features faster

Capture real-time insights

Proactively collect instant user feedback through channels like surveys, user interviews, and usability testing.

How to get started

- Identify key touchpoints for feedback collection and define goals and metrics to measure
- Set up feedback collection mechanisms such as in-app feedback widgets, user feedback forms
- Conduct one-on-one interviews or user testing sessions

Expected outcomes

- Improved understanding of user pain points
- Clear identification of areas for improvement
- Increased user satisfaction

Common barriers

- Users resist providing feedback
- Difficulty capturing timely feedback

How to overcome barriers

- Capture feedback at relevant user touchpoints
- Use convenient methods that allow friction-free feedback collection without interrupting user experience
- Tell users why they should submit feedback — it improves their experience

Boost user feedback analysis

Systematically collect and assess more user feedback to derive insights and identify patterns or trends, faster.

How to get started

- Categorize and tag feedback, perform sentiment analysis, and analyze qualitative and quantitative data
- Define feedback taxonomy, establish analysis process, and train team members

Expected outcomes

- Clear understanding of pain points, identification of common issues, and informed decision-making
- Improved decision-making and better product alignment with user needs

Common barriers

- Scaling feedback analysis
- Distinguishing valuable feedback
- Prioritizing feedback

How to overcome barriers

- Utilize automation and tools for analysis
- Establish review cycles
- Involve cross-functional teams in feedback analysis



Prioritize features and fixes effectively

Establish criteria to prioritize feedback based on impact, feasibility, and alignment with product goals.

How to get started

- Create a prioritization framework considering customer impact, business objectives, and technical feasibility
- Define prioritization criteria and align with product strategy, establish feedback review and prioritization cadence

Expected outcomes

- Clearer focus on how to address feedback
- Improved product planning and decision-making
- Better user alignment

Common barriers

- Balancing short-term needs with long-term vision
- Managing conflicting feedback
- Aligning with resource availability

How to overcome barriers

- Regularly revisit and update priority criteria
- Involve stakeholders in prioritization discussions
- Consider resource constraints

Assign feedback accountability

Clarify ownership of feedback items and responsibility for resolution and tracking progress.

How to get started

- Establish a system for assigning feedback to accountable team members
- Set expectations for updates and resolution
- Define roles, responsibilities, and communication channels for feedback ownership

Expected outcomes


- Increased accountability
- Greater visibility
- Faster closure of feedback items;
- Improved product quality

Common barriers

- Lack of ownership
- Feedback falling through the cracks
- Misalignment on responsibility

How to overcome barriers

- Clearly define ownership processes
- Use collaboration tools for tracking feedback
- Establish regular sync-ups and reporting



Iterate on user feedback

Implement an iterative feedback-driven improvement process to address user feedback.

How to get started

- Incorporate feedback in development cycles
- Review, prioritize, and include in sprint planning
- Include feedback as a regular agenda item in development cycles
- Align stakeholders on the importance of iterative improvements

Expected outcomes

- Faster response to user needs
- Improved product based on user input
- Increased satisfaction

Common barriers

- Balancing feature requests
- Interrupting development cycles

How to overcome barriers

- Prioritize actionable feedback
- Establish a feedback review process
- Communicate the value of iterative improvements to stakeholders



Foster a feedback-driven culture

Create a culture with users at the center of its DNA by valuing user feedback and engaging all team members in the process.

How to get started

- Establish channels for open communication
- Educate the team on the importance of feedback
- Promote open communication
- Encourage collaboration
- Provide training and resources
- Recognize feedback-driven improvements

Expected outcomes

- More engaged team members
- Increased focus on user needs
- Improved product outcomes

Common barriers

- Resistance to change
- Lack of awareness of feedback value

How to overcome barriers

- Share success stories from feedback
- Provide training on feedback management
- Create a safe space for open dialogue

Develop and action a clear product strategy

Create a product roadmap that aligns with business goals and user needs... and keep it on track.

How to get started

- Gather market research, competitor analysis, and customer insights to define goals, target market, and key features
- Convert the strategy into actionable plans
- Prioritize development efforts
- Establish tracking mechanisms

Expected outcomes

- Optimized product-market fit
- Better and accelerated decision-making
- Prioritization based on clear strategic alignment
- More focused development process

Common barriers

- Lack of alignment between product strategy and business goals
- Difficulty in translating strategy into actionable plans

How to overcome barriers

- Regularly communicate with stakeholders
- Involve cross-functional teams in strategy development
- Break down the strategy into tasks with clear ownership



Keep your product roadmap on track

A good roadmap will show a clear path for development and keep the team focused.

How to get started

- Gather feedback and insights, establish goals, and prioritize features for each release
- Create a visual roadmap
- Communicate the plan to stakeholders
- Regularly review, update, and iterate on the roadmap

Expected outcomes

- Clear and transparent roadmap
- Improved alignment and expectation management
- Better development planning and roadmap adherence
- Reduced scope creep

Common barriers

- Frequent changes and shifting priorities
- Limited visibility and understanding of the roadmap
- Lack of stakeholder buy-in

How to overcome barriers

- Establish a clear review and update process
- Involve stakeholders in roadmap discussions
- Provide regular updates and seek feedback

Get senior stakeholder buy-in

Senior stakeholder support secures the necessary resources and business alignment for successful product development.

How to get started

- Identify key stakeholders, understand their motivations and concerns, and tailor communication of product initiatives accordingly
- Demonstrate product goal/business objectives alignment
- Use user insights to validate decisions and build credibility

Expected outcomes

- Strong alignment between senior stakeholders and product development
- Appropriate allocation of necessary resources
- Accelerated decision-making

Common barriers

- Resistance to change
- Competing priorities
- Lack of understanding of the value of user feedback

How to overcome barriers

- Educate stakeholders on the benefits of user feedback and involve them in process
- Provide regular updates and success stories highlighting impact of feedback

Get organizational buy-in

Buy-in from various departments and teams ensures successful implementation of streamlined user feedback

How to get started

- Identify key departments and teams that play a role in the feedback management process (e.g., customer support, engineering, marketing)
- Engage with them to understand their pain points and needs
- Communicate the benefits and shared goals of streamlining the process
- Provide training and support as needed

Expected outcomes

- Increased collaboration and coordination across departments
- Smoother feedback management process
- Shared responsibility for user feedback
- Improved coordination and efficiency in feedback management, reduced duplication of efforts, and faster problem resolution.

Common barriers

- Siloed departments
- Lack of understanding about the benefits of streamlined feedback management
- Resistance to change

How to overcome barriers

- Foster cross-departmental collaboration
- Provide training on feedback management processes
- Share success stories and metrics showcasing the impact of streamlined feedback management

Realize product-market fit faster

Product-market fit is essential for success, and streamlining user feedback management can help organizations achieve it faster by continuously iterating and refining product offerings.

How to get started

- Collect and analyze feedback from target users
- Identify patterns and pain points, and make data-driven decisions to refine the product
- Conduct continuous user research and usability testing to validate assumptions and ensure alignment with user needs

Expected outcomes

- Increased product-market fit — the alignment between the product and user needs
- Improved user satisfaction and retention
- Faster iteration cycles based on user insights

Common barriers

- Limited user participation in feedback collection
- Difficulties in analyzing and prioritizing feedback
- Overlooking key user insights

How to overcome barriers

- Incentivize user feedback
- Leverage user research methodologies
- Utilize technology tools for feedback analysis
- Involve cross-functional teams in feedback analysis



Fuel product-led growth

Implement a streamlined process for capturing and managing user feedback can accelerate product-led growth, where product adoption and retention drive business growth.

How to get started

- Generate a feedback loop through user feedback collection, analysis, and continuous improvement efforts
- Define key growth metrics, establish a closed-loop feedback system, and align user feedback with growth strategies
- Use user feedback insights to inform user acquisition, onboarding and engagement strategies

Expected outcomes

- Increased user acquisition
- Higher retention rates and customer satisfaction
- Increased revenue

Common barriers

- Insufficient integration of feedback into growth strategies
- Lack of tracking mechanisms for growth metrics
- Failure to prioritize user feedback in growth initiatives

How to overcome barriers

- Collaborate with growth teams
- Incorporate user feedback in growth experiments
- Establish metrics and tracking systems aligning user feedback and business growth

Fix bugs faster

Improve the bug fixing process by efficiently capturing, assessing, prioritizing, assigning, and resolving user-reported bugs.

How to get started

- Establish channels for users to report bugs
- Implement a robust bug triage process to assess and prioritize bugs based on severity, impact, and frequency
- Assign bugs to the appropriate development team members and track their progress through to resolution
- Automate quality assurance processes and regression testing to ensure bug fixes do not introduce new issues

Expected outcomes

- Reduced average time taken to fix bugs
- Improved bug resolution metrics and lower bug recurrence
- Increased user satisfaction with bug handling
- Enhanced product quality
- More efficient development process

Common barriers

- Inadequate bug reporting and triage processes
- Lack of clear communication channels with users
- Difficulty in reproducing and identifying bugs
- Resource constraints

How to overcome barriers

- Implement effective bug reporting mechanisms (eg in-app)
- Provide clear bug reporting guidelines
- Establish a collaborative process between development and QA teams
- Leverage automated testing tools to identify and reproduce bugs efficiently

Deliver features faster

Leverage user feedback to identify, prioritize, and implement valuable features efficiently.

How to get started

- Establish a systematic process for evaluating and prioritizing feature requests based on user value, impact on business goals, strategic alignment, and development feasibility
- Continuously collect feature requests and suggestions through multiple channels
- Use agile product management methodologies then test and validate features with beta testing or previews

Expected outcomes

- Improved speed of valuable feature delivery and increased feature adoption rates
- Increased user satisfaction and engagement
- Enhanced product differentiation and improved competitive advantage

Common barriers

- Difficulty in evaluating and prioritizing feature requests
- Lack of stakeholder alignment on feature priorities
- Delays caused by scope creep
- Insufficient resources

How to overcome barriers

- Automate feature request management
- Regularly communicate feature progress and priorities to stakeholders, and let them have their say, eg upvoting
- Iteratively develop and release features and avoid overcommitting to too many features in a single release

Conclusion

By implementing these strategies, product managers can further enhance their organization's ability to capture, assess, prioritize, assign, and resolve user feedback.

The expected results include improved product-market fit, faster decision-making, stronger alignment with stakeholders, and accelerated product development.



About Userback

Founded in Australia in 2016, Userback is a market-leading user feedback platform helping 20,000+ software teams to understand what customers need so they can build better web applications, faster.

Userback streamlines and automates the real-time in-app collection, evaluation and management of visual feedback and contextual surveys. Userback can be used standalone or seamlessly integrated into existing business workflows to allow product managers and developers to validate ideas, optimize product-market fit, refine roadmaps, prioritize features, fix bugs and deliver value with greater insight, impact and efficiency.

Start free at userback.io/signup



Thanks for reading

We hope you enjoyed this Userback guide.

To learn more about how user feedback
can help your business visit userback.io

